

JNMM72-355~375

High-efficiency mono solar module

Adopting PERC+ cell technology

JNMM72

Leading passivated emitter and rear contact technology in the industry.

Advanced process to reduce extra degradation of PERC cell.

Higher conversion efficiency to reduce system cost per watt.



Advanced production process

5 bus-bar design

Average cell efficiency >22.3%



Superior quality control

Full automatic production line

ISO 9001:2015 Quality Management System

100% three times EL and appearance inspection



Excellent power generation performance

0~+5W positive power tolerance

Improved low light irradiance performance



Stable mechanical performance

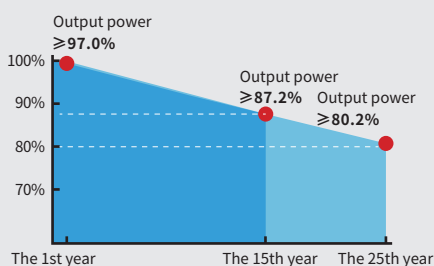
Passed rigorous hail test

Withstands 5400 Pa snow and 2400 Pa wind loads

CERTIFICATION



QUALITY ASSURANCE

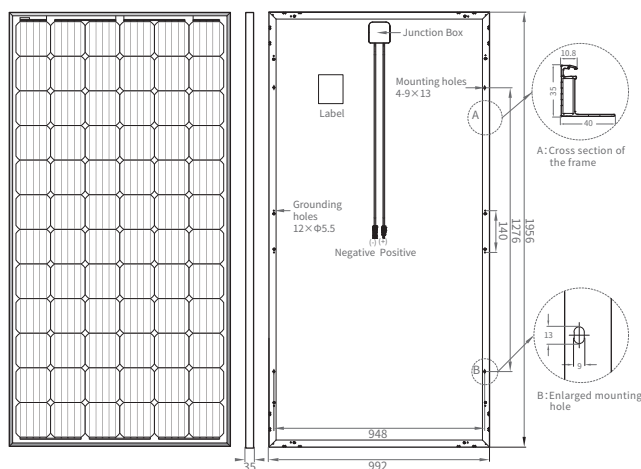


*15-year product warranty, 25-year linear power warranty



JINNENG CLEAN ENERGY TECHNOLOGY LTD JINNENG PHOTOVOLTAIC TECHNOLOGY LTD

No.1 Wenshui Economic Development Zone, Lvliang, Shanxi 032100, China
No. 533 Guang'an East Street, Yuci District, Jinzhong, Shanxi 030600, China
Tel: +86(354)2037999 E-mail:sales@jinery.com



MECHANICAL PARAMETERS

Cell (mm)	156.75*156.75 Mono
Dimensions (L*W*H) (mm)	1956*992*35/40/45
Weight (kg)	21.5/21.5/24.5
Cable Cross Section Size (mm ²)	4
Cable Length (mm)	800/1200
No. of Cells and Connections	72(6*12)
No. of Diodes	3

*Type of Connector:
 PV-JN01/PV-KST4/xy-UR, PV-KBT4/xy-UR/PV-KST4-EVO 2/xy_UR,
 PV-KBT4-EVO 2/xy_UR/05-6/05-8

TEMPERATURE COEFFICIENTS

Norminal Operating Cell Temp (NOCT)	45±2°C
Temperature Coefficient Voltage (Voc)	-0.29% / °C
Temperature Coefficient Current (Isc)	0.04% / °C
Temperature Coefficient Power (Pm)	-0.40% / °C

QUALIFICATION

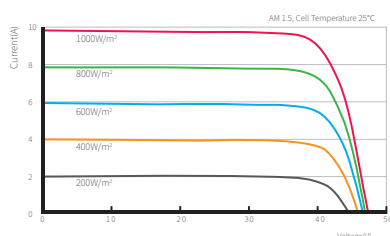
Max.System Voltage (V DC)	1000
Temperature Cycling Range (°C)	-40~+85
Max.Series Fuse Rating (A)	15
Max Reverse Current (A)	15
Max.Wind Load / Max.Snow Load (Pa)	2400/5400
Hot Spot Rate	100% Free
Fire Rating	Class C

ELECTRICAL PARAMETERS

	JNMM72-355	JNMM72-360	JNMM72-365	JNMM72-370	JNMM72-375	
STC AM1.5, 1000W/m ² Cell Temperature 25°C	Max. Power at STC (Pmpp/W)	355	360	365	370	375
	Output Tolerance (W)	0~+5	0~+5	0~+5	0~+5	0~+5
	Max. Power Voltage (Vmp/V)	38.72	38.92	39.13	39.33	39.56
	Max. Power Current (Imp/A)	9.17	9.25	9.33	9.41	9.48
	Open Circuit Voltage (Voc/V)	47.36	47.51	47.69	47.85	48.07
	Short Circuit Current (Isc/A)	9.66	9.72	9.78	9.85	9.91
	Module Efficiency (%)	18.3	18.6	18.8	19.1	19.3
NOCT AM1.5, 800W/m ² , Ambient Temperature 20°C, Wind Speed 1m/s	Max. Power at NOCT (Pmpp/W)	264.2	267.9	271.6	275.4	279.1
	Max. Power Voltage (Vmp/V)	36.01	36.21	36.39	36.58	36.80
	Max. Power Current (Imp/A)	7.34	7.40	7.46	7.53	7.58
	Open Circuit Voltage (Voc/V)	44.42	44.56	44.72	44.88	45.08
	Short Circuit Current (Isc/A)	7.79	7.84	7.89	7.95	8.00

* Measurement tolerance: Pmax:±3%, Voc:±3%, Isc:±5%.

I-V CURVE(365W)



PACKING CONFIGURATION

Container (High cube)		Platform Semi-Trailer	
Pieces Per Pallet	31/27/24	Pieces Per Pallet	27/23/21
Pallets Per Stack	2	Pallets Per Stack	2
Extra Pieces Per Stack	4	Stacks Per Platform	24/25/25
Stacks Per Container	12	Pieces Per Platform	1296/1150/1050
Pieces Per Container	792/696/624		