

JNMP60-260~280

High-efficiency poly solar module

Large supply of 280W solar modules

JNMP60

More than 60% of modules produced have an efficiency over 17.1%.

Adaptable to various scenarios.



Advanced production process

5 bus-bar design

Average cell efficiency >19.2%



Superior quality control

Full automatic production line

ISO 9001:2015 Quality Management System

100% three times EL and appearance inspection



Excellent power generation performance

0~+5W positive power tolerance

Improved low light irradiance performance



Stable mechanical performance

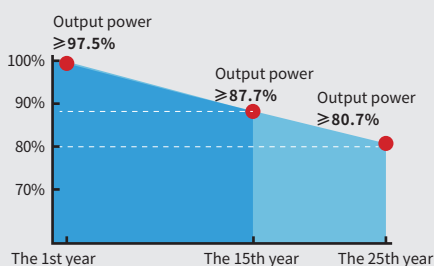
Passed rigorous hail test

Withstands 5400 Pa snow and 2400 Pa wind loads

CERTIFICATION



QUALITY ASSURANCE

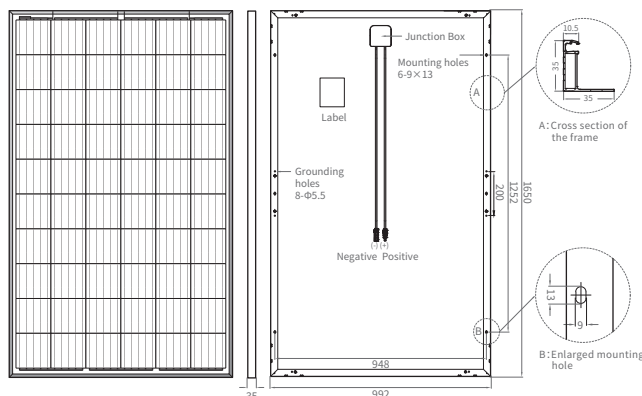


*15-year product warranty, 25-year linear power warranty



JINNENG CLEAN ENERGY TECHNOLOGY LTD
JINNENG PHOTOVOLTAIC TECHNOLOGY LTD

No.1 Wenshui Economic Development Zone, Lvliang, Shanxi 032100, China
 No. 533 Guang'an East Street, Yuci District, Jinzhong, Shanxi 030600, China
 Tel: +86(354)2037999 E-mail:sales@jinery.com



MECHANICAL PARAMETERS

Cell (mm)	156.75*156.75 Poly
Dimensions (L*W*H) (mm)	1640/1650*992*35/40
Weight (kg)	17.9/18.1/18.1/18.2
Cable Cross Section Size (mm ²)	4
Cable Length (mm)	800/1000
No. of Cells and Connections	60(6*10)
No. of Diodes	3
*Type of Connector: PV-JN01/PV-KST4/xy-UR, PV-KBT4/xy-UR/PV-KST4-EVO 2/xy_UR, PV-KBT4-EVO 2/xy_UR/05-6/05-8	

TEMPERATURE COEFFICIENTS

Norminal Operating Cell Temp (NOCT)	45±2°C
Temperature Coefficient Voltage (Voc)	-0.31% / °C
Temperature Coefficient Current (Isc)	0.05% / °C
Temperature Coefficient Power (Pm)	-0.41% / °C

QUALIFICATION

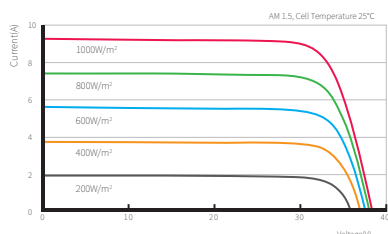
Max.System Voltage (V DC)	1000
Temperature Cycling Range (°C)	-40~+85
Max.Series Fuse Rating (A)	15
Max Reverse Current (A)	15
Max.Wind Load / Max.Snow Load (Pa)	2400/5400
Hot Spot Rate	100% Free
Fire Rating	Class C

ELECTRICAL PARAMETERS

	JNMP60-260	JNMP60-265	JNMP60-270	JNMP60-275	JNMP60-280	
STC AM1.5, 1000W/m ² Cell Temperature 25°C	Max. Power at STC (Pmpp/W)	260	265	270	275	280
	Output Tolerance (W)	0~+5	0~+5	0~+5	0~+5	0~+5
	Max. Power Voltage (Vmp/V)	30.56	30.86	31.15	31.43	31.72
	Max. Power Current (Imp/A)	8.51	8.59	8.67	8.75	8.83
	Open Circuit Voltage (Voc/V)	37.69	37.89	38.14	38.27	38.47
	Short Circuit Current (Isc/A)	9.05	9.12	9.20	9.27	9.34
	Module Efficiency (%)	15.9	16.2	16.5	16.8	17.1
NOCT AM1.5, 800W/m ² , Ambient Temperature 20°C, Wind Speed 1m/s	Max. Power at NOCT (Pmpp/W)	193.5	197.2	200.9	204.7	208.4
	Max. Power Voltage (Vmp/V)	28.42	28.70	28.97	29.24	29.50
	Max. Power Current (Imp/A)	6.81	6.87	6.94	7.00	7.06
	Open Circuit Voltage (Voc/V)	35.35	35.53	35.77	35.89	36.08
	Short Circuit Current (Isc/A)	7.30	7.36	7.42	7.48	7.54

* Measurement tolerance: Pmax:±3%, Voc:±3%, Isc:±5%.

I-V CURVE(270W)



PACKING CONFIGURATION

Container (High cube)		Platform Semi-Trailer	
Pieces Per Pallet	31/27/31/27	Pieces Per Pallet	31/27/31/27
Pallets Per Stack	2	Pallets Per Stack	2
Extra Pieces Per Stack	4	Stacks Per Platform	25
Stacks Per Container	14	Pieces Per Platform 1550/1350/1550/1350	
Pieces Per Container	924/812/924/812		